


(D)(a) Statement showing Shareholding Pattern

| Name of the Company: PODDAR PROJECTS LIMITED | | | |
|--|-------------------------------|---|--|
| Scrip Code: 26111 | | | |
| class of security: Equity Shares of Rs.10/- each. | | | |
| Quarter ended : 30.09.2014 | | | |
| Partly paid-up shares:- | No. of partly paid-up shares | As a % of total no. of partly paid-up Shares | As a % of total no. of shares of the company |
| Held by promoter/promoter group | N-I-L | N-I-L | N-I-L |
| Held by public | N-I-L | N-I-L | N-I-L |
| Total | - | N-I-L | - |
| Outstanding convertible securities:- | No. of outstanding securities | As a % of total no. of outstanding convertible securities | As a % of total no. of shares of the company, assuming full conversion of the convertible securities |
| Held by promoter/promoter group | N-I-L | N-I-L | N-I-L |
| Held by public | N-I-L | N-I-L | N-I-L |
| Total | N-I-L | N-I-L | N-I-L |
| Warrants:- | No. of warrants | As a % of total no. of warrants | As a % of total no. of shares of the company, assuming full conversion of Warrants |
| Held by promoter/promoter group | N-I-L | N-I-L | N-I-L |
| Held by public | N-I-L | N-I-L | N-I-L |
| Total | N-I-L | N-I-L | N-I-L |
| Total paid-up capital of the company, assuming full conversion of warrants and convertible securities | | | |

For Poddar Projects Limited


(Authorized Signatory)

29734540


| Category Code | Category of shareholders | Number of Shareholders | Total number of shares | Number of shares held in dematerialized form | Total shareholding as a percentage of total number of shares | | Number of Shares | Shares pledged or otherwise encumbered | |
|---------------|---|------------------------|------------------------|--|--|----------------------------|------------------|--|---------------------------------------|
| | | | | | As a percentage of (A+B) | As a percentage of (A+B+C) | | (VIII) | As a percentage (IX)= (VIII)/(IV)*100 |
| (I) | (II) | (III) | (IV) | (V) | (VI) | (VII) | (VIII) | (IX) | (X) |
| (A) | Promoter and Promoter Group | | | | | | | | |
| (1) | Indian | | | | | | | | |
| (a) | Individuals/ Hindu Undivided Family | 15 | 2158400 | N-I-L | 72.59 | 72.59 | N-I-L | N-I-L | N-I-L |
| (b) | Central Government/ State Government(s) | N-I-L | N-I-L | N-I-L | N-I-L | 0.23 | N-I-L | N-I-L | N-I-L |
| (c) | Bodies Corporate | 3 | 6800 | N-I-L | 0.23 | 0.23 | N-I-L | N-I-L | N-I-L |
| (d) | Financial Institutions/ Banks | N-I-L | N-I-L | N-I-L | N-I-L | N-I-L | N-I-L | N-I-L | N-I-L |
| (e) | Any other (specify) | N-I-L | N-I-L | N-I-L | N-I-L | N-I-L | N-I-L | N-I-L | N-I-L |
| | Sub-Total (A) (1) | 18 | 2,165,200 | N-I-L | 72.82 | 72.82 | N-I-L | N-I-L | N-I-L |
| (2) | Foreign | | | | | | | | |
| (a) | Individuals(Non- Resident individuals/ Foreign Individuals) | N-I-L | N-I-L | N-I-L | N-I-L | N-I-L | N-I-L | N-I-L | N-I-L |
| (b) | Bodies Corporate | N-I-L | N-I-L | N-I-L | N-I-L | N-I-L | N-I-L | N-I-L | N-I-L |
| (c) | Institutions | N-I-L | N-I-L | N-I-L | N-I-L | N-I-L | N-I-L | N-I-L | N-I-L |
| (d) | Any other (specify) | N-I-L | N-I-L | N-I-L | N-I-L | N-I-L | N-I-L | N-I-L | N-I-L |
| | Sub-Total (A) (2) | N-I-L | N-I-L | N-I-L | N-I-L | N-I-L | N-I-L | N-I-L | N-I-L |
| | Total Shareholding of Promoter and Promoter Group (A) = (A)(1)+(A)(2) | 18 | 2,165,200 | N-I-L | 72.82 | 72.82 | N-I-L | N-I-L | N-I-L |
| (B) | Public Shareholding | | | | | | | | |
| (1) | Institutions | | | | | | | | |
| (a) | Mutual Funds/ UTI | 1 | 1,725 | N-I-L | 0.06 | 0.06 | N-I-L | N-I-L | N-I-L |
| (b) | Financial Institutions/ Banks | 6 | 271152 | N-I-L | 9.12 | 9.12 | N-I-L | N-I-L | N-I-L |
| (c) | Central Government/ State Government(s) | 2 | 60024 | N-I-L | 2.02 | 2.02 | N-I-L | N-I-L | N-I-L |

| (d) | Venture Capital Funds | N-I-L | N-I-L | N-I-L | N-I-L | N-I-L | N-I-L | N-I-L | N-I-L | N-I-L |
|-----|---|-------------|------------------|--------------|--------------|---------------|---------------|--------------|--------------|--------------|
| (e) | Insurance Companies | 1 | 21000 | N-I-L | N-I-L | 0.71 | 0.71 | N-I-L | N-I-L | N-I-L |
| (f) | Foreign Institutional Investors | N-I-L | N-I-L | N-I-L | N-I-L | N-I-L | N-I-L | N-I-L | N-I-L | N-I-L |
| (g) | Foreign Venture Capital Investors | N-I-L | N-I-L | N-I-L | N-I-L | N-I-L | N-I-L | N-I-L | N-I-L | N-I-L |
| (h) | Any Other (specify) | N-I-L | N-I-L | N-I-L | N-I-L | N-I-L | N-I-L | N-I-L | N-I-L | N-I-L |
| | Sub-Total (B) (1) | 10 | 353,901 | N-I-L | N-I-L | 11.91 | 11.91 | N-I-L | N-I-L | N-I-L |
| (2) | Non-Institutions | | | | | | | | | |
| (a) | Bodies Corporate | 25 | 344113 | N-I-L | N-I-L | 11.57 | 11.57 | N-I-L | N-I-L | N-I-L |
| (b) | Individuals* | | | | | | | | | |
| | i. Individual shareholders holding nominal share capital upto Rs.1 lakh | 4249 | 110240 | N-I-L | N-I-L | 3.70 | 3.70 | N-I-L | N-I-L | N-I-L |
| | ii. Individual shareholders holding nominal share capital in excess of Rs. 1 lakh | | | N-I-L | N-I-L | | | N-I-L | N-I-L | N-I-L |
| (c) | Any Other | | | | | | | | | |
| | NRI | N-I-L | N-I-L | N-I-L | N-I-L | N-I-L | N-I-L | N-I-L | N-I-L | N-I-L |
| | Foreign Companies | N-I-L | N-I-L | N-I-L | N-I-L | N-I-L | N-I-L | N-I-L | N-I-L | N-I-L |
| | Sub-Total (B)(2) | 4274 | 454,353 | N-I-L | N-I-L | 15.27 | 15.27 | N.A. | N.A. | N.A. |
| | Total Public Shareholding B = (B)(1)+(B)(2) | 4284 | 808,254 | N-I-L | N-I-L | 27.18 | 27.18 | N-I-L | N-I-L | N-I-L |
| | TOTAL (A) + (B) | 4302 | 2,973,454 | N-I-L | N-I-L | 100.00 | 100.00 | N-I-L | N-I-L | N-I-L |
| (C) | Shares held by Custodians and against which Depository Receipts have been issued | | | | | | | | | |
| (1) | Promoter & Promoter group | N-I-L | N-I-L | N-I-L | N-I-L | N-I-L | N-I-L | N-I-L | N-I-L | N-I-L |
| (2) | Public | N-I-L | N-I-L | N-I-L | N-I-L | N-I-L | N-I-L | N-I-L | N-I-L | N-I-L |
| | GRAND TOTAL (A) + (B) + (C) | 4302 | 2,973,454 | N-I-L | N-I-L | 100.00 | 100.00 | N-I-L | N-I-L | N-I-L |

(I) (b) Statement showing holding of securities (including shares, warrants, convertible securities) of persons belonging to the category "Promoter and Promoter Group"

| Sr.No. | Name of the shareholder | Promoter and Promoter Group | | Encumbered shares | | Details of Warrants | | Details of Convertible securities | | Total Shares (including underlying shares assuming full conversion of warrants and convertible securities) as a % of diluted share capital |
|--------|-------------------------------------|-----------------------------|---|-------------------|---|----------------------------|---|-------------------------------------|---|--|
| | | No. of shares held | As a % of grand Total (A+B+C) | Number | As a % of grand A+B+C of subclause (D)(a) | No. of warrants held | As a % of total no. of warrants of the same class | No. of Convertible securities | As a % of total no. of convertible securities of the same class | |
| | | (III) | (IV) | (V) | (VI)=(V)/(III)*100 | (VII) | (IX) | (X) | (XI) | (XII) |
| 1 | Devashish Poddar | 111,400 | 3.75 | N-I-L | N-I-L | N-I-L | N-I-L | N-I-L | N-I-L | N-I-L |
| 2 | Arun Kumar Poddar | 980,397 | 32.97 | N-I-L | N-I-L | N-I-L | N-I-L | N-I-L | N-I-L | N-I-L |
| 3 | Arun Kumar Poddar & Sons (HUF) | 3,600 | 0.12 | N-I-L | N-I-L | N-I-L | N-I-L | N-I-L | N-I-L | N-I-L |
| 4 | Manish Poddar | 29,200 | 0.98 | N-I-L | N-I-L | N-I-L | N-I-L | N-I-L | N-I-L | N-I-L |
| 5 | Ashish Poddar | 49,600 | 1.67 | N-I-L | N-I-L | N-I-L | N-I-L | N-I-L | N-I-L | N-I-L |
| 6 | B.K. Poddar (B.K. Poddar HUF) | 24,000 | 0.81 | N-I-L | N-I-L | N-I-L | N-I-L | N-I-L | N-I-L | N-I-L |
| 7 | Ritika Poddar | 216,000 | 7.27 | N-I-L | N-I-L | N-I-L | N-I-L | N-I-L | N-I-L | N-I-L |
| 8 | Ram Chandra Poddar Charitable Trust | 7,200 | 0.24 | N-I-L | N-I-L | N-I-L | N-I-L | N-I-L | N-I-L | N-I-L |
| 9 | Ayush Poddar | 503,016 | 16.92 | N-I-L | N-I-L | N-I-L | N-I-L | N-I-L | N-I-L | N-I-L |
| 10 | Madhushree Poddar | 8,072 | 0.27 | N-I-L | N-I-L | N-I-L | N-I-L | N-I-L | N-I-L | N-I-L |
| 11 | Saroj Kumar Poddar | 711 | 0.02 | N-I-L | N-I-L | N-I-L | N-I-L | N-I-L | N-I-L | N-I-L |
| 12 | Rashmi Poddar | 200,000 | 6.73 | N-I-L | N-I-L | N-I-L | N-I-L | N-I-L | N-I-L | N-I-L |
| 13 | Manshi Poddar | 24,362 | 0.82 | N-I-L | N-I-L | N-I-L | N-I-L | N-I-L | N-I-L | N-I-L |
| 14 | Ashok Kumar Poddar | 817 | 0.03 | N-I-L | N-I-L | N-I-L | N-I-L | N-I-L | N-I-L | N-I-L |
| 15 | Pavan Kumar Poddar | 25 | | N-I-L | N-I-L | N-I-L | N-I-L | N-I-L | N-I-L | N-I-L |
| 16 | Poddar Exports Ltd. | 170 | | N-I-L | N-I-L | N-I-L | N-I-L | N-I-L | N-I-L | N-I-L |
| 17 | Mahaarshi Commerce Ltd. | 6,230 | 0.21 | N-I-L | N-I-L | N-I-L | N-I-L | N-I-L | N-I-L | N-I-L |
| 18 | Pragati Business Ltd. | 400 | 0.01 | N-I-L | N-I-L | N-I-L | N-I-L | N-I-L | N-I-L | N-I-L |
| | TOTAL | 2,165,200 | 72.82 | N-I-L | N-I-L | N-I-L | N-I-L | N-I-L | N-I-L | N-I-L |

For Poddar Projects Limited


(Authorized Signatory)


(1)(c)(i) Statement showing holding of securities (including shares, warrants, convertible securities) of persons belonging to the category "Public" and holding more than 1% of the total number of shares

| Sr. No. | Name of the shareholder | No. of shares held | Shares as a percentage of total number of shares i.e. Grand Total (A)+(B)+(C) indicated in statement at para (1)(a) above | Details of Warrants | | Details of convertible securities | | Total shares (including underlying shares assuming full conversion of warrants and convertible securities) as a % of diluted share capital |
|---------|---|--------------------|---|----------------------|---|------------------------------------|---|--|
| | | | | No. of warrants held | As a % of total no. of warrants of the same class | No. of convertible securities held | % w.r.t. total convertible securities of the same class | |
| 1 | Governor Of West Bengal | 60000 | 2.02 | N-I-L | N-I-L | N-I-L | N-I-L | N-I-L |
| 2 | A.P. Industrial Development Corporation Ltd | 99950 | 3.36 | N-I-L | N-I-L | N-I-L | N-I-L | N-I-L |
| 3 | WBIDC | 146080 | 4.91 | | | | | |
| | TOTAL | 306,030 | 10.29 | N-I-L | N-I-L | N-I-L | N-I-L | N-I-L |

(1)(c)(ii) Statement showing holding of securities (including shares, warrants, convertible securities) of persons (together with PAC) belonging to the category "Public" and holding more than 5% of the total number of shares of the Company

| Sr. No. | Name(s) of the shareholder(s) and the Persons Acting in Concert (PAC) with them | No. of shares | Shares as a percentage of total number of shares i.e. Grand Total (A)+(B)+(C) indicated in statement at para (1)(a) above | Details of Warrants | | Details of convertible securities | | Total shares (including underlying shares assuming full conversion of warrants and convertible securities) as a % of diluted share capital |
|---------|---|---------------|---|---------------------|---|------------------------------------|---|--|
| | | | | No. of warrants | As a % of total no. of warrants of the same class | No. of convertible securities held | % w.r.t. total convertible securities of the same class | |
| 1 | Pench Valley Coal Co Ltd | 192800 | 6.48 | N-I-L | N-I-L | N-I-L | N-I-L | N-I-L |
| | TOTAL | N-I-L | 6.48 | N-I-L | N-I-L | N-I-L | N-I-L | N-I-L |

For Poddar Projects Limited


(Authorized Signatory)

(I) (d) Statement showing details of locked in shares

| Sr. No. | Name of the shareholder | Number of locked in shares | Locked-in Shares as percentage of total number of shares i.e. Grand Total (A)+(B)+(C) indicated in Statement at para (I)(a) above. |
|---------|-------------------------|----------------------------|--|
| 1 | | | N-I-L |
| 2 | | | N-I-L |
| TOTAL | | N-I-L | N-I-L |

(II)(a) Statement showing details of Depository Receipts (DRs)

| Sr. No. | Type of outstanding DR (ADRs, GDRs, SDRs, etc.) | Number of outstanding DRs | Number of shares underlying outstanding DRs | Shares underlying outstanding DRs as a percentage of total number of shares i.e. Grand Total (A)+(B)(C) indicated in Statement at para (I)(a) above. |
|---------|---|---------------------------|---|--|
| 1 | | | | |
| 2 | | | | |
| TOTAL | | N-I-L | N-I-L | N-I-L |

(II)(b) Statement showing Holding of Depository Receipts (DRs), where underlying shares held by Promoter /Promoter group' are in excess of 1% of the total number of shares.

| Sr. No. | Name of the DR Holder | Type of outstanding DR (ADRs, GDRs, SDRs, etc.) | Number of shares underlying outstanding DRs | Shares underlying outstanding DRs as a percentage of total number of shares i.e. Grand Total (A)+(B)(C) indicated in Statement at para (I)(a) above. |
|---------|-----------------------|---|---|--|
| 1 | | | | |
| 2 | | | | |
| TOTAL | | N-I-L | N-I-L | N-I-L |

(III) (a) Statement showing the voting pattern of Shareholders, if more than one class of shares or securities issued by the issuer.

(Give description of voting right of each class of securities)

The Company has issued single class of Equity shares of Rs.10/- each as such submission of details of voting rights of different classes of securities are not applicable.