



(1)(a) Statement showing Shareholding Pattern


Name of the Company: PODDAR PROJECTS LIMITED			
Scrip Code: 26111			
Class of security: Equity Shares of Rs. 10/- each.			
Quarter ended : 31.12.2017			
Partly paid-up shares:-	No. of partly paid-up shares	As a % of total no. of partly paid-up Shares	As a % of total no. of shares of the company
Held by promoter/promoter group	N-I-L		N-I-L
Held by public	N-I-L		N-I-L
Total	-	As a % of total no. of outstanding convertible securities	As a % of total no. of shares of the company, assuming full conversion of the convertible securities
Outstanding convertible securities:-	No. of outstanding securities		
Held by promoter/promoter group	N-I-L		N-I-L
Held by public	N-I-L		N-I-L
Total	N-I-L	N-I-L	N-I-L
Warrants:-	No. of warrants	As a % of total no. of warrants	As a % of total no. of shares of the company, assuming full conversion of Warrants
Held by promoter/promoter group	N-I-L		N-I-L
Held by public	N-I-L		N-I-L
Total	N-I-L	N-I-L	N-I-L
Total paid-up capital of the company, assuming full conversion of warrants and convertible securities		29734540	



Category Code	Category of shareholders	Number of Shareholders	Total number of shares	Number of shares held in dematerialized form	Total shareholding as a percentage of total number of shares		Number of Shares	Shares pledged or otherwise encumbered
					As a percentage of (A+B)	As a percentage of (A+B+C)		
(I)	(II)	(III)	(IV)	(V)	(VI)	(VII)	(VIII)	(IX) = (VIII)/(IV)*100
(A)	Promoter and Promoter Group							
(1)	Indian							
(a)	Individuals/ Hindu Undivided Family	16	2158406	N-I-L	72.59	72.59	N-I-L	N-I-L
(b)	Central Government/ State Government(s)	N-I-L	N-I-L	N-I-L	N-I-L	N-I-L	N-I-L	N-I-L
(c)	Bodies Corporate	3	6800	N-I-L	0.23	0.23	N-I-L	N-I-L
(d)	Financial Institutions/ Banks	N-I-L	N-I-L	N-I-L	N-I-L	N-I-L	N-I-L	N-I-L
(e)	Any other (specify)	N-I-L	N-I-L	N-I-L	N-I-L	N-I-L	N-I-L	N-I-L
(2)	Sub-Total (A) (1)	19	2,165,206	N-I-L	72.82	72.82	N-I-L	N-I-L
(2)	Foreign							
(a)	Individuals (Non- Resident individuals/ Foreign Individuals)	N-I-L	N-I-L	N-I-L	N-I-L	N-I-L	N-I-L	N-I-L
(b)	Bodies Corporate	N-I-L	N-I-L	N-I-L	N-I-L	N-I-L	N-I-L	N-I-L
(c)	Institutions	N-I-L	N-I-L	N-I-L	N-I-L	N-I-L	N-I-L	N-I-L
(d)	Any other (specify)	N-I-L	N-I-L	N-I-L	N-I-L	N-I-L	N-I-L	N-I-L
	Sub-Total (A) (2)	N-I-L	N-I-L	N-I-L	N-I-L	N-I-L	N-I-L	N-I-L
	Total Shareholding of Promoter and Promoter Group (A) = (A)(1)+(A)(2)	19	2,165,206	N-I-L	72.82	72.82	N-I-L	N-I-L
(B)	Public Shareholding							
(1)	Institutions							
(a)	Mutual Funds/ UTI	1	1,725	N-I-L	0.06	0.06	N-I-L	N-I-L
(b)	Financial Institutions/ Banks	6	271152	N-I-L	9.12	9.12	N-I-L	N-I-L
(c)	Central Government/ State Government(s)	2	60024	N-I-L	2.02	2.02	N-I-L	N-I-L




(d)	Venture Capital Funds	N-I-L	N-I-L	N-I-L	N-I-L	N-I-L	N-I-L	N-I-L	N-I-L	N-I-L	N-I-L
(e)	Insurance Companies	1	21000	N-I-L	0.71	0.71	N-I-L	N-I-L	N-I-L	N-I-L	N-I-L
(f)	Foreign Institutional Investors	N-I-L	N-I-L	N-I-L	N-I-L	N-I-L	N-I-L	N-I-L	N-I-L	N-I-L	N-I-L
(g)	Foreign Venture Capital Investors	N-I-L	N-I-L	N-I-L	N-I-L	N-I-L	N-I-L	N-I-L	N-I-L	N-I-L	N-I-L
(h)	Any Other (specify)	N-I-L	N-I-L	N-I-L	N-I-L	N-I-L	N-I-L	N-I-L	N-I-L	N-I-L	N-I-L
(2)	Sub-Total (B) (1)	10	353,901	N-I-L	11.91	11.91	N-I-L	N-I-L	N-I-L	N-I-L	N-I-L
(a)	Non-Institutions										
(b)	Bodies Corporate	25	344113	N-I-L	11.57	11.57	N-I-L	N-I-L	N-I-L	N-I-L	N-I-L
	Individuals -										
	i. Individual shareholders holding nominal share capital upto Rs.1 lakh	4196	110234	N-I-L	3.70	3.70	N-I-L	N-I-L	N-I-L	N-I-L	N-I-L
	ii. Individual shareholders holding nominal share capital in excess of Rs. 1 lakh	N-I-L	N-I-L	N-I-L	N-I-L	N-I-L	N-I-L	N-I-L	N-I-L	N-I-L	N-I-L
(c)	Any Other NRI Foreign Companies	N-I-L	N-I-L	N-I-L	N-I-L	N-I-L	N-I-L	N-I-L	N-I-L	N-I-L	N-I-L
	Sub-Total (B)(2)	4221	454,347	N-I-L	15.27	15.27	N.A.	N.A.	N-I-L	N-I-L	N.A.
	Total Public Shareholding										
	B = (B)(1)+(B)(2)	4231	808,248	N-I-L	27.18	27.18	N-I-L	N-I-L	N-I-L	N-I-L	N-I-L
(C)	TOTAL (A) + (B)	4250	2,973,454	N-I-L	100.00	100.00	N-I-L	N-I-L	N-I-L	N-I-L	N-I-L
	Shares held by Custodians and against which Depository Receipts have been issued	N-I-L	N-I-L	N-I-L	N-I-L	N-I-L	N-I-L	N-I-L	N-I-L	N-I-L	N-I-L
(1)	Promoter & Promoter group	N-I-L	N-I-L	N-I-L	N-I-L	N-I-L	N-I-L	N-I-L	N-I-L	N-I-L	N-I-L
(2)	Public	N-I-L	N-I-L	N-I-L	N-I-L	N-I-L	N-I-L	N-I-L	N-I-L	N-I-L	N-I-L
	GRAND TOTAL (A) + (B) + (C)	4250	2,973,454	N-I-L	100.00	100.00	N-I-L	N-I-L	N-I-L	N-I-L	N-I-L



PODDAR PROJECTS LTD

Statement showing holding of securities (including shares, warrants, convertible securities) of persons belonging to the category "Promoter and Promoter Group"

Sr.No.	Name of the shareholder	Promoter and Promoter Group"		Encumbered shares		Details of Warrants		Details of Convertible securities		Total Shares (including underlying shares assuming full conversion of warrants and convertible securities) as a % of diluted share capital	
		Promoter and Promoter Group"	Details of shares held	As a % of grand	Number	As a percentage grand	No. of warrants held	As a % of total no. of warrants securities of the same class	No. of convertible securities		As a % of total no. of convertible securities of the same class
(I)	(II)	(III)	(IV)	(V)	(VI)=(V)/ (III)*100	(VII)	(VIII)	(IX)	(X)	(XI)	(XII)
		No. of shares held	As a % of grand	Number	As a percentage grand	As a % of total warrants held	No. of warrants held	As a % of total no. of warrants securities of the same class	No. of convertible securities	As a % of total no. of convertible securities of the same class	Total Shares
			Total (A+B+C)			subclause (D)(a)					
1	Devashish Poddar	111,400	3.75	N-I-L	N-I-L	N-I-L	N-I-L	N-I-L	N-I-L	N-I-L	N-I-L
2	Arun Kumar Poddar	980,397	32.97	N-I-L	N-I-L	N-I-L	N-I-L	N-I-L	N-I-L	N-I-L	N-I-L
3	(Arun Kumar Poddar & Sons (HUF))	3,600	0.12	N-I-L	N-I-L	N-I-L	N-I-L	N-I-L	N-I-L	N-I-L	N-I-L
4	Manish Poddar	29,200	0.98	N-I-L	N-I-L	N-I-L	N-I-L	N-I-L	N-I-L	N-I-L	N-I-L
5	Ashish Poddar	49,600	1.67	N-I-L	N-I-L	N-I-L	N-I-L	N-I-L	N-I-L	N-I-L	N-I-L
6	B.K. Poddar (B.K. Poddar HUF)	24,000	0.81	N-I-L	N-I-L	N-I-L	N-I-L	N-I-L	N-I-L	N-I-L	N-I-L
7	Ritika Poddar	216,000	7.27	N-I-L	N-I-L	N-I-L	N-I-L	N-I-L	N-I-L	N-I-L	N-I-L
8	Ram Chandra Poddar Charitable Trust	7,200	0.24	N-I-L	N-I-L	N-I-L	N-I-L	N-I-L	N-I-L	N-I-L	N-I-L
9	Ayush Poddar	503,016	16.92	N-I-L	N-I-L	N-I-L	N-I-L	N-I-L	N-I-L	N-I-L	N-I-L
10	Madhushree Poddar	8,072	0.27	N-I-L	N-I-L	N-I-L	N-I-L	N-I-L	N-I-L	N-I-L	N-I-L
11	Saroj Kumar Poddar	711	0.02	N-I-L	N-I-L	N-I-L	N-I-L	N-I-L	N-I-L	N-I-L	N-I-L
12	Rashmi Poddar	200,000	6.73	N-I-L	N-I-L	N-I-L	N-I-L	N-I-L	N-I-L	N-I-L	N-I-L
13	Manshi Poddar	24,362	0.82	N-I-L	N-I-L	N-I-L	N-I-L	N-I-L	N-I-L	N-I-L	N-I-L
14	Ashok Kumar Poddar	817	0.03	N-I-L	N-I-L	N-I-L	N-I-L	N-I-L	N-I-L	N-I-L	N-I-L
15	Jyotsna Poddar	6	.	N-I-L	N-I-L	N-I-L	N-I-L	N-I-L	N-I-L	N-I-L	N-I-L
16	Pavan Kumar Poddar	25	.	N-I-L	N-I-L	N-I-L	N-I-L	N-I-L	N-I-L	N-I-L	N-I-L
17	Poddar Exports Ltd.	170	.	N-I-L	N-I-L	N-I-L	N-I-L	N-I-L	N-I-L	N-I-L	N-I-L
18	Maharshi Commerce Ltd.	6,230	0.21	N-I-L	N-I-L	N-I-L	N-I-L	N-I-L	N-I-L	N-I-L	N-I-L
19	Pragati Business Ltd.	400	0.01	N-I-L	N-I-L	N-I-L	N-I-L	N-I-L	N-I-L	N-I-L	N-I-L
TOTAL		2,165,206	72.82	N-I-L	N-I-L	N-I-L	N-I-L	N-I-L	N-I-L	N-I-L	N-I-L




(D)(c)(i) Statement showing holding of securities (including shares, warrants, convertible securities) of persons belonging to the category "Public" and holding more than 1% of the total number of shares

Sr. No.	Name of the shareholder	No. of shares held	Shares as a percentage of total number of shares i.e. Grand Total (A)+(B)+(C) indicated in statement at para (D)(a) above)	Details of Warrants		Details of convertible securities		Total shares (including underlying shares assuming full conversion of warrants and convertible securities) as a % of diluted share capital
				No. of warrants held	As a % of total no. of warrants of the same	No. of convertible securities held	% w.r.t. total no. of convertible securities of the same class	
1	Governor Of West Bengal	60000	2.02	N-I-L	N-I-L	N-I-L	N-I-L	N-I-L
2	A.P. Industrial Development Corporation Ltd	99950	3.36	N-I-L	N-I-L	N-I-L	N-I-L	N-I-L
3	WBIDC	146080	4.91					
	TOTAL	306,030	10.29	N-I-L	N-I-L	N-I-L	N-I-L	N-I-L

(D)(c)(ii) Statement showing holding of securities (including shares, warrants, convertible securities) of persons (together with PAC) belonging to the category "Public" and holding more than 5% of the total number of shares of the Company

Sr. No.	Name(s) of the shareholder(s) and the Persons Acting in Concert (PAC) with them	No. of shares	Shares as a percentage of total number of shares i.e. Grand Total (A)+(B)+(C) indicated in statement at para (D)(a) above)	Details of Warrants		Details of convertible securities		Total shares (including underlying shares assuming full conversion of warrants and convertible securities) as a % of diluted share capital
				No. of warrants	As a % of total no. of warrants of the same class	No. of convertible securities held	% w.r.t. total no. of convertible securities of the same class	
1	Pench Valley Coal Co Ltd	192800	6.48	N-I-L	N-I-L	N-I-L	N-I-L	N-I-L
	TOTAL	N-I-L	6.48	N-I-L	N-I-L	N-I-L	N-I-L	N-I-L



(I) (d) Statement showing details of locked-in shares

Sr. No.	Name of the shareholder	Number of locked-in shares	Locked-in Shares as percentage of total number of shares i.e. Grand Total (A)+(B)+(C) indicated in Statement at para (I)(a) above}
1			N-I-L
2			N-I-L
	TOTAL	N-I-L	N-I-L

(II)(a) Statement showing details of Depository Receipts (DRs)

Sr. No.	Type of outstanding DR (ADRs, GDRs, SDRs, etc.)	Number of outstanding DRs	Number of shares underlying outstanding DRs	Shares underlying outstanding DRs as a percentage of total number of shares i.e. Grand Total (A)+(B)(C) indicated in Statement at para (I)(a) above}
1				
2				
	TOTAL	N-I-L	N-I-L	N-I-L

(II)(b) Statement showing Holding of Depository Receipts (DRs), where underlying shares held by 'Promoter /Promoter group' are in excess of 1% of the total number of shares.

Sr. No.	Name of the DR Holder	Type of outstanding DR (ADRs, GDRs, SDRs, etc.)	Number of shares underlying outstanding DRs	Shares underlying outstanding DRs as a percentage of total number of shares i.e. Grand Total (A)+(B)(C) indicated in Statement at para (I)(a) above}
1				
2				
	TOTAL	N-I-L	N-I-L	N-I-L

(III) (a) Statement showing the voting pattern of Shareholders, if more than one class of shares or securities issued by the issuer.
(Give description of voting right of each class of securities)

The Company has issued single class of Equity shares of Rs. 10/- each as such submission of details of voting rights of different classes of securities are not applicable.

